

# Levittown

## Quarterly Market Report

January 1, 2021 - March 31, 2021

### TOP 10 SALES\*

1. \$755,000  
50 Pelican Road

2. \$680,000  
32 Myles Avenue

3. \$670,000  
118 Old Oak Lane

4. \$655,000  
140 Bud Lane

5. \$646,000  
81 Elbow Lane

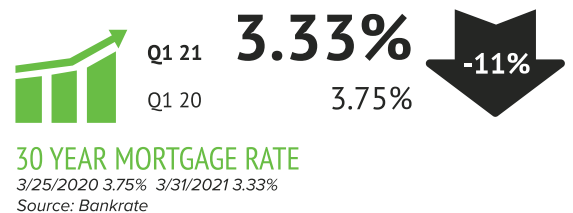
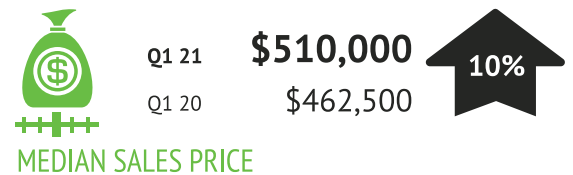
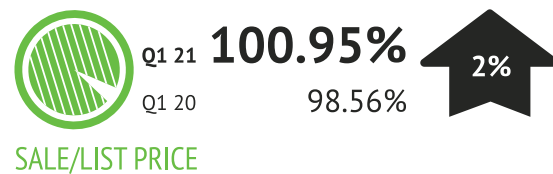
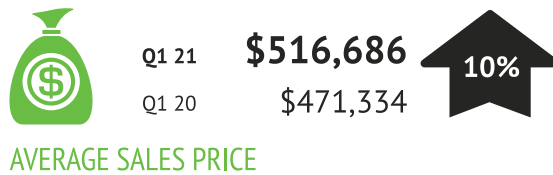
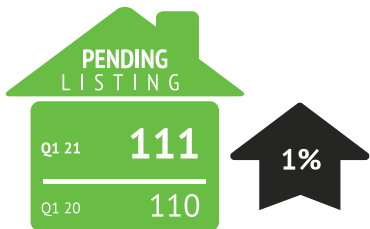
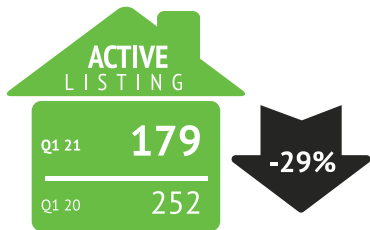
6. \$635,000  
26 Windmill Lane

7. \$635,000  
180 John Street

8. \$635,000  
75 Greenbelt Lane

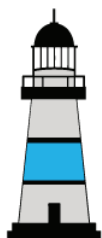
9. \$630,000  
64 Bud Lane

10. \$630,000  
19 Poppy Lane



↑ Q1 of 2021 compared to Q1 of 2020

\*all data collected from the Long Island MLS, and is based on single family residential data only.



**DEAN MILLER**  
— REAL ESTATE —

**DEAN MILLER**  
Dean Miller Real Estate  
3330 Park Avenue, #4,  
Wantagh, NY 11793  
516-248-5007